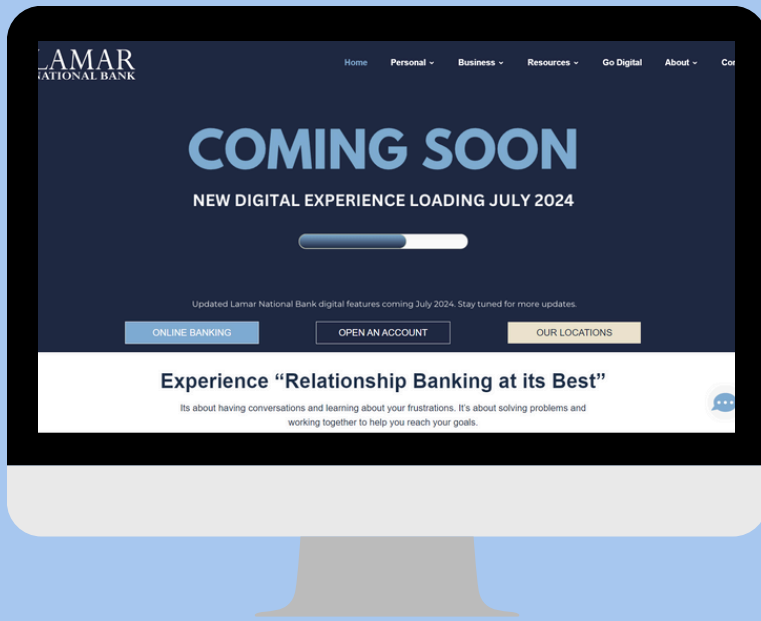


# Lamar National Bank Online Banking Initial Login Steps

\*Available July 15, 2024



# 1



Visit [www.lamarnationalbank.com](http://www.lamarnationalbank.com). Click "Online Banking" on the homepage to go to the Online Banking Login Page.

# 2



Existing Online Banking users will be able to sign in with their current username. Your new temporary password will be your current username + the last 4 digits of your Tax ID Number (business) or Social Security Number (personal).

# 3

You will be asked to update your password on the next screen.

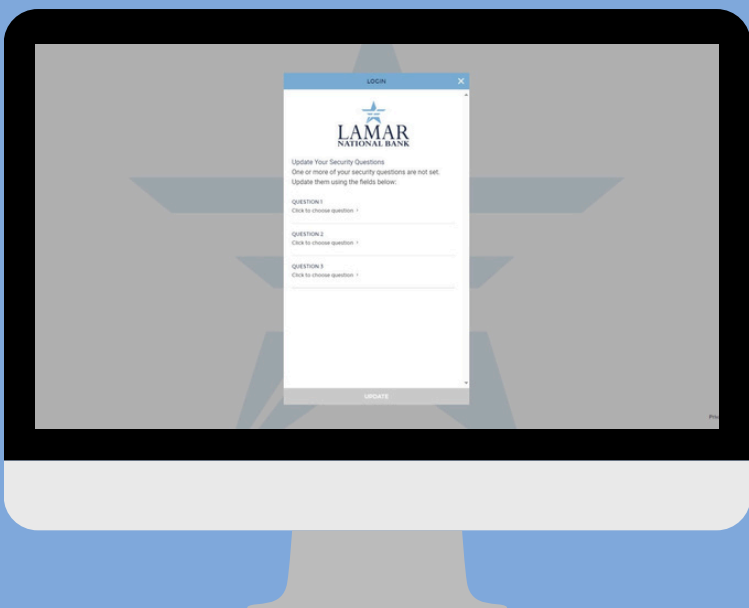
Passwords must be at least 8 characters and include 1 of the following:

- Capital letter
- Lowercase letter
- Number
- Special character



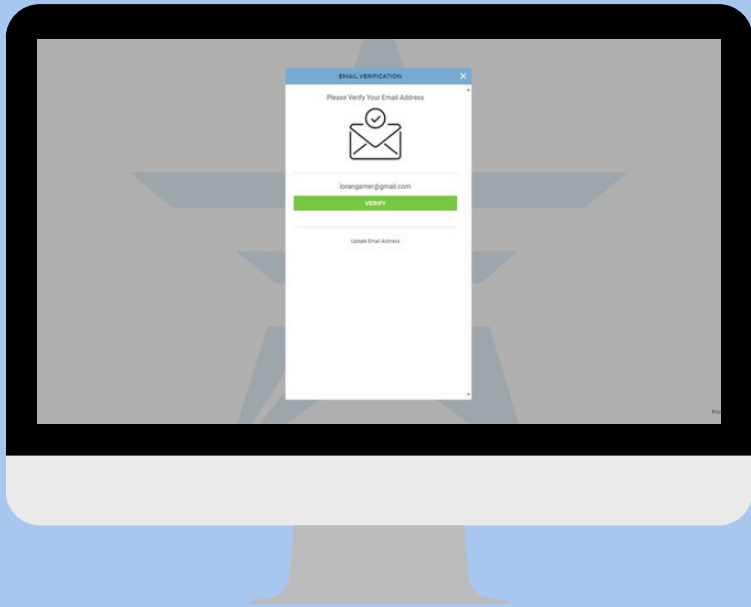
# 4

Select your security questions.



# 5

Verify your email address.



# 6

Once you have completed the security steps, you will be taken to the brand-new Online Banking Dashboard!

